



DMLK Parents and Families,

To say this year has been memorable would be an understatement. We've been through a lot as a school, community and as a DMLK family. With the recent phenomena of the COVID-19 quarantine redefining what our everyday normal is, we understand that our students need us more now than ever and education and learning must still move forward.

As we continue to navigate these uncharted waters together, we want to thank you for your patience and flexibility; we're all in this together. We will do our best to ensure you and your family have the resources you need. We have also shared community resources on our social media as well as on the remote learning link to further assist you and your family at home.

While there are so many things we can learn from challenging times such as these, we must not forget what our students are missing: social interaction with friends, athletic competitions, prom, banquets, Continuation, Graduation, etc. As the mandates from Governor Polis continue to extend the remote learning date, we must hope for the best and plan for the worst. **DPS has made the difficult decision to extend remote learning through the end of the school year. (Additional information about this can be found on [dpsk12.org](https://dpsk12.org))**

Our DMLK teachers and staff are not only planning for remote learning, but we are also working on recreating milestone experiences for our students virtually. We are working diligently to ensure we honor the hard work and dedication of our students and you have invested in their academic success up to this point. We will communicate information as we have it. This is a constantly evolving situation that we will continue to monitor and adjust accordingly.

### **How to Learn Remotely**

**ALL STUDENTS-** Check your .net emails. Communication from teachers about assignments will take place here.

**MIDDLE SCHOOL STUDENTS-** You should have received work packets in the mail for the following subjects:

- Language Arts (core and intervention were put into one "Language Arts" packet)
- Social Studies
- Science
- Math (core and intervention were put into one "Math" packet)
- Physical Education

The packets will cover your first three weeks of remote learning. Packet work for core classes has also been put in your teacher's Google classroom or Schoology site. Therefore, students have the option of completing the assignments online OR on the paper packet provided. Don't worry! Your teachers will ensure you know what platform to use for each class. If you want to complete your work on paper, you can take a picture of your completed work in the paper packer and email as an attachment to your teacher.

**PARENTS-** Please continue to monitor your email (as well as students checking their .net emails) as well as social media, for any up-to-date information we may need to communicate to you. We will also send autodialers or texts as needed. Should you have any questions about this process, please contact any teacher or staff member and we will do our best to guide you along the way. **Below is a timeline of important dates and times you will need to know.** We will continue to keep you updated if anything changes. Together, we can do this.

Thank you for your support,

Kimberly Grayson,  
Building Principal



## Dr. Martin Luther King, Jr. Early College Important Dates and Remote Learning Instructions

### Timeline for Remote Learning

- **Monday, April 6th** - Last Day of Spring Break for DMLK Students and Faculty
- **Tuesday April 7th** - (Student and staff practice day) DMLK Faculty will use this day to prepare for remote learning, ensure students can take attendance, connect with students to ensure that they can access Google Classroom platform and/or Schoology, and get familiar with expectations, iron out glitches, and clarify questions.
- **Wednesday, April 8th** - Remote Learning and all classroom content begins.

### Remote Learning Platform - Google Classroom or Schoology

Majority of teachers at DMLK will utilize either Google Classroom or Schoology as their platform for engaging in remote learning.

**Google classroom** can be accessed using the following steps:

- Student Signs Into Google account (Username: Student ID or Lunch Number & Password is birthday Ex. MMDDYYYY – 01162009)
- Select the icon of **nine small dots** in the top right corner of the google platform



- Scroll down to **Google Classroom** & select icon



- Either select “accept the class” (Would have been invited) or “join class”
- Students who need to join a class will be provided a code shortly by their teacher for them to enroll in the class. All students have been invited to the school-wide Google platform.
- If you need your child’s username and/or password, please email your child’s teacher.

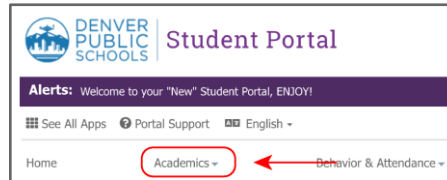
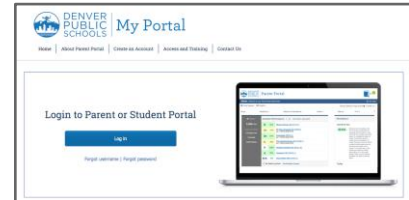


**Schoology** can be accessed using the following steps:

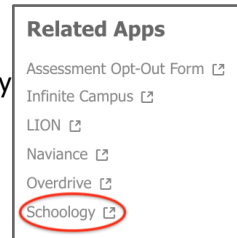
STUDENT Login

- 1) First stop, Student Portal: <https://myportal.dpsk12.org>
- 2) Log in to Click on Academics > Related Apps > Schoology
- 3) Student is routed to their DPS Google account. (@dpsk12.net)
  - a) **Note** Username: DPS Student ID #  
 Password: Date of Birth MMDDYYYY (eg: 01012001)  
 \*students may have changed their password.

ALTERNATIVELY, students can open directly at <https://schoology.dpsk12.org>.



Schoology



**Remote Learning Schedules**

Remote Learning will look very different for different grades. Teachers are still required to take attendance for each period. **Parents, if your student will have to miss a class or a day, you must still call in to the attendance line (720.424.0555) to excuse your student.**

**Example Remote Learning Schedule for MIDDLE SCHOOL**

Sample Middle School Daily Schedule Example		
Before 8:00 am	Wake up and Stretch!	Eat breakfast, family time, get dressed
8:00-8:30 am	Prepare for the day	Take care of siblings, take a walk, get materials ready
8:30-9:20	Language Arts	Talk with Language Arts teachers, complete assignments, readings, writings
9:20-10:10	Math	Talk with Math teachers, complete assignments, readings, writings
10:10-10:30	Break	Take a break, eat a snack, check in on family
10:30-11:20	Social Studies	Talk with Social Studies teacher, complete assignments, readings, writings
11:30-12:30	Lunch	Eat and chat with friends and family on Social Media!
12:30-1:00	Outside Time	Go outside, take a walk
1:00-2:00	Science	Talk with Science teacher, complete assignments, readings, writings
2:00-3:00	PE	Complete PE activity, get moving!!
3:00- End of day	Wellness	Do something that makes you happy!!



### Example Remote Learning Schedule for HIGH SCHOOL

#### Example Student Daily Schedule

We value wellness at DMLK. Because of this, we have created an example of what a student remote learning schedule may look like.

Students are not required to follow this schedule; this is only an example to help students and families balance their time between academics and wellness.

Student Daily Schedule Example		
Before 8:30 a.m.	Wake up	Eat breakfast, family time, get dressed
8:30 - 9:00	Prepare for the day	Take care of siblings, talk a walk, get organized for your learning
9:00 - 10:30	1st Round of Academic Time	Communicate with teachers, complete assignments, readings, writings
10:30 - 10:45	Break/Snack	Check in on family, check on siblings, relax
10:45 - 12:15	2nd Round of Academic Time	Communicate with teachers, complete assignments, readings, writings
12:15 - 12:45	Lunch	
12:45 - 2:30	3rd Round of Academic Time	Communicate with teachers, complete assignments, readings, writings
2:30 - 4:00	Wellness Time	Do something that makes you happy and healthy

#### Technology Needed

Students are allowed to use their own technology from home as long as they can access the Google platform. Administration and DMLK faculty were available for chromebook deployment Monday, March 23 - Friday, March 27. If you were NOT ABLE to get a chromebook during this time AND STILL NEED ONE, pick one up 4/7 or 4/8 from 10:30 - 1:00 pm at Evie Dennis or the Montbello Campus. Students do not need to be present to pick up a computer; you just need to have their name and student ID number.



### Helpful Remote Learning Hints

1. **Create a daily schedule.** You should stick to your normal routine as much as possible. Wake up at the same time that you normally would and save the sleeping in for the weekends. After the school day is over, get away from technology for a bit before starting in on your homework. Make sure you do something active every day. Schedule in dinner and family time as well.
2. **Get up and move in between classes.** It is even better if you can walk outside for a minute just for some fresh air. Do some jumping jacks or have a mini dance party--something to get your blood flowing. This will help to give you a burst of energy, wake up your body and brain, and get you ready to settle in for your next class. Allow time for breaks as needed (set limit to break time; students must maintain momentum and eliminate distractions)
3. **Create a workspace** (not your bed!). It can be a desk, a table, or a space in your home that's dedicated to your schoolwork and is as distraction-free as possible. Make it comfortable because you will be spending a lot of time there. Add a plant or two. Put some photos or a cool drawing up. Make it a place you love.
4. **Get dressed every day.** I know, I know--hanging out in your pjs all day sounds awesome, but putting on some regular clothes helps us shift into a work mindset and be more productive.
5. **Approximate time spent on schoolwork per grade:**
  - a. 6th grade- 2 hours 40 minutes
  - b. 7th grade- 3 hours
  - c. 8th grade- 3 hours 20 minutes
  - d. 9th grade- 3 hours 40 minutes
  - e. 10 grade- 4 hours
  - f. 11th grade- 4 hours 20 minutes
  - g. 12th grade- 4 hours 40 minutes
6. **If you have questions, contact your classroom teacher through email**
  - a. Many of the questions are addressed on the ACADEMIC SUPPORT link on our website
  - b. Your school counselors are also available if you need support
    - i. (Grades 6,9) [sebrinia\\_welch@dpsk12.org](mailto:sebrinia_welch@dpsk12.org)
    - ii. (Grades 7,8) [jessica\\_seifert@dpsk12.org](mailto:jessica_seifert@dpsk12.org)
    - iii. (Grades 10, 11,12)
      1. (Last name A-L) [hap\\_legg@dpsk12.org](mailto:hap_legg@dpsk12.org)
      2. (Last name M-Z) [jody\\_wickers@dpsk12.org](mailto:jody_wickers@dpsk12.org)

Thank you again for your support and investment in your student(s) future. We are with you every step of the way.

With Love,

*DMLK Teachers and Staff*